



FOREST PHOTOGRAPHY
COPYRIGHT © LIAOJIN. ALL RIGHT RESERVED

JCR一期刊影响因子与分区检索



JCR主界面

Web of Science™ InCites™ Journal Citation Reports® Essential Science Indicators™ EndNote™ Sign In Help English

InCites™ Journal Citation Reports®

THOMSON REUTERS

Home

Go to Journal Profile

Master Search

Journal Titles Ranked by Impact Factor [Show Visualization +](#)

Compare Selected Journals Add Journals to New or Existing List Customize Indicators

		Full Journal Title	Total Cites	Journal Impact Factor	Eigenfactor Score
<input type="checkbox"/>	3	NATURE REVIEWS DRUG DISCOVERY	25,460	47.120	0.06294
<input type="checkbox"/>	4	LANCET	195,553	44.002	0.40817
<input type="checkbox"/>	5	NATURE BIOTECHNOLOGY	48,650	43.113	0.15771
<input type="checkbox"/>	6	NATURE REVIEWS IMMUNOLOGY	31,545	39.416	0.08760
<input type="checkbox"/>	7	NATURE MATERIALS	72,306	38.891	0.20799
<input type="checkbox"/>	8	NATURE REVIEWS MOLECULAR CELL BIOLOGY	36,784	38.602	0.09969
<input type="checkbox"/>	9	NATURE	627,846	38.138	1.44762
<input type="checkbox"/>	10	Annual Review of Astronomy and Astrophysics	9,000	37.846	0.02021
<input type="checkbox"/>	11	JAMA-JOURNAL OF THE AMERICAN MEDICAL ASSOCIATION	129,909	37.684	0.27518
<input type="checkbox"/>	12	CHEMICAL REVIEWS	148,154	37.369	0.24548
<input type="checkbox"/>	13	NATURE REVIEWS GENETICS	30,286	35.898	0.10725
<input type="checkbox"/>	14	Annual Review of Immunology	17,023	35.543	0.03670
<input type="checkbox"/>	15	Nature Nanotechnology	40,881	35.267	0.16769
<input type="checkbox"/>	16	SCIENCE	568,210	34.661	1.15726
<input type="checkbox"/>	17	NATURE REVIEWS CANCER	41,846	34.244	0.08819
<input type="checkbox"/>	18	CHEMICAL SOCIETY REVIEWS	99,930	34.090	0.27041

Select JCR Year: 2015

Select Edition: SCIE SSCI

Open Access: Open Access

Category Schema: Web of Science

JIF Quartile

Select Publisher

Select Country/Territory

Impact Factor Range: [] to []

Average JIF Percentile Range: [] to []

Clear Submit



Web of Science™ InCites™ Journal Citation Reports® Essential Science Indicators™ EndNote™ Sign In Help English

InCites™ Journal Citation Reports®

THOMSON REUTERS

Home

Go to Journal Profile

Master Search

Compare Journals

View Title Change

Select Journals

Select Categories

Select JCR Year

2015

Select Edition

SCIE SSCI

Open Access

Open Access

Category Schema

Web of Science

JIF Quartile

Select Publisher

Select Country/Territory

Impact Factor Range

Average JIF Percentile Range

Clear Submit

Journals By Rank Categories By Rank

Journal Titles Ranked by Impact Factor Show Visualization +

Compare Selected Journals Add Journals to New or Existing List Customize Indicators

Full Journal Title	Total Cites	Journal Impact Factor	Eigenfactor Score
CA: A CANCER JOURNAL FOR CLINICIANS	2188	131.723	0.06261
NEW ENGLAND JOURNAL OF MEDICINE	325	59.558	0.68563
CELL	160	47.120	0.06294
Cell Journal	553	44.002	0.40817
CELL TRANSPLANTATION	350	43.113	0.15771
CELL AND TISSUE RESEARCH	345	39.416	0.08760
CELL PROLIFERATION	306	38.891	0.20799
Cellular and Molecular Bioengineering	36,784	38.602	0.09969
Cell Adhesion & Migration			
Cell Stem Cell			
Cellular Reprogramming			
CELLULAR MICROBIOLOGY			
Cell Death & Disease			
CELLULAR AND MOLECULAR BIOLOGY			
CELL BIOLOGY INTERNATIONAL			
CELLULAR IMMUNOLOGY			
CELL CALCIUM			
9 NATURE	627,846	38.138	1.44762
10 Annual Review of Astronomy and Astrophysics	9,000	37.846	0.02021
11 JAMA-JOURNAL OF THE AMERICAN MEDICAL ASSOCIATION	129,909	37.684	0.27518
12 CHEMICAL REVIEWS	148,154	37.369	0.24548
13 NATURE REVIEWS GENETICS	30,286	35.898	0.10725
14 Annual Review of Immunology	17,023	35.543	0.03670
15 Nature Nanotechnology	40,881	35.267	0.16769

点击“Select Journal”，
在小窗口中输入目标
期刊名，例如：“CELL”
或ISSN号码，选中目标期刊



Home

Go to Journal Profile **Journals By Rank** Categories By Rank

Master Search Journal Titles Ranked by Impact Factor [Show Visualization +](#)

Compare Journals [Compare Selected Journals](#) [Add Journals to New or Existing List](#) [Customize Indicators](#)

	Full Journal Title	Total Cites	Journal Impact Factor	Eigenfactor Score
1	CA-A CANCER JOURNAL FOR CLINICIANS	21,488	131.723	0.06261
2	NEW ENGLAND JOURNAL OF MEDICINE	10,325	59.558	0.68563
3	LANCET	20,160	47.120	0.06294
4	THE NEW YORK JOURNAL OF BIOLOGY AND MEDICINE	10,353	44.002	0.40817
5	THE JOURNAL OF CLIMATE	10,350	43.113	0.15771
6	PLANT CELL AND TISSUE CULTURE AND BIOTECHNOLOGY	10,345	39.416	0.08760
7	PLANT PHYSIOLOGY	10,306	38.891	0.20799
8	NATURE REVIEWS MOLECULAR CELL BIOLOGY	36,784	38.602	0.09969
9	NATURE	627,846	38.138	1.44762
10	Annual Review of Astronomy and Astrophysics	9,000	37.846	0.02021
11	JAMA-JOURNAL OF THE AMERICAN MEDICAL ASSOCIATION	129,909	37.684	0.27518
12	CHEMICAL REVIEWS	148,154	37.369	0.24548
13	NATURE REVIEWS GENETICS	30,286	35.898	0.10725
14	Annual Review of Immunology	17,023	35.543	0.03670
15	Nature Nanotechnology	40,881	35.267	0.16769

Search Journals

CELL

选择成功，目标刊物加入列表



Web of Science™ InCites™ Journal Citation Reports® Essential Science Indicators™ EndNote™ Sign In Help English

InCites™ Journal Citation Reports®

THOMSON REUTERS

Home

Go to Journal Profile **Journals By Rank** Categories By Rank

Master Search Journal Titles Ranked by Impact Factor [Show Visualization +](#)

Compare Journals **Compare Selected Journals** Add Journals to New or Existing List Customize Indicators

Full Journal Title	Total Cites	Journal Impact Factor	Eigenfactor Score
CA: A CANCER JOURNAL FOR CLINICIANS	188	131.723	0.06261
NEW ENGLAND JOURNAL OF MEDICINE	325	59.558	0.68563
NATURE	160	47.120	0.06294
NATURE MEDICINE	353	44.002	0.40817
Nature Climate Change	350	43.113	0.15771
Nature Climate Change	345	39.416	0.08760
Nature Reviews Neurology	306	38.891	0.20799
NATURE REVIEWS CANCER	36784	38.602	0.09969
NATURE BIOTECHNOLOGY			
NATURE & RESOURCES			
NATURE REVIEWS GENETICS			
Nature Photonics			
Nature Chemical Biology			
NATURE CELL BIOLOGY			
Nature Reviews Urology			
NATURE NEUROSCIENCE			
NATURE METHODS			
9 NATURE	627,846	38.138	1.44762
10 Annual Review of Astronomy and Astrophysics	9,000	37.846	0.02021
11 JAMA-JOURNAL OF THE AMERICAN MEDICAL ASSOCIATION	129,909	37.684	0.27518
12 CHEMICAL REVIEWS	148,154	37.369	0.24548
13 NATURE REVIEWS GENETICS	30,286	35.898	0.0
14 Annual Review of Immunology	17,023	35.543	0.0
15 Nature Nanotechnology	40,881	35.267	0.0

Search Journals

nature

- NATURE
- NATURE MEDICINE
- Nature Climate Change
- Nature Climate Change
- Nature Reviews Neurology
- NATURE REVIEWS CANCER
- NATURE BIOTECHNOLOGY
- NATURE & RESOURCES
- NATURE REVIEWS GENETICS
- Nature Photonics
- Nature Chemical Biology
- NATURE CELL BIOLOGY
- Nature Reviews Urology
- NATURE NEUROSCIENCE
- NATURE METHODS

Web of Science

JIF Quartile

Select Publisher

Select Country/Territory

Impact Factor Range

Average JIF Percentile Range

Clear Submit

此搜索引擎支持多字条搜索，重复“步骤6”的操作，可添加其它刊物，例如：“Nature”





Home

Go to Journal Profile

Master Search

Compare Journals

View Title Change

Select Journals

Select Categories

Select JCR Year

2015

Select Edition

SCIE SSCI

Open Access

Open Access

Category Schema

Web of Science

JIF Quartile

Select Publisher

Select Country/Territory

Impact Factor Range

Average JIF Percentile Range

Clear Submit

Journals By Rank Categories By Rank

Journal Titles Ranked by Impact Factor Show Visualization +

Compare Selected Journals Add Journals to New or Existing List Customize Indicators

	Full Journal Title	Total Cites	Journal Impact Factor	Eigenfactor Score
1	CA-A CANCER JOURNAL FOR CLINICIANS	188	131.723	0.06261
2	NEW ENGLAND JOURNAL OF MEDICINE	325	59.558	0.68563
3	NATURE	160	47.120	0.06294
4	LANCET	353	44.002	0.40817
5	THE NEW YORK JOURNAL OF BIOLOGY AND MEDICINE	350	43.113	0.15771
6	THE LANCET INFECTIOUS DISEASES	345	39.416	0.08760
7	THE NEW ENGLAND JOURNAL OF MEDICINE	306	38.891	0.20799
8	NATURE REVIEWS MOLECULAR CELL BIOLOGY	36,784	38.602	0.09969
9	NATURE	627,846	38.138	1.44762
10	Annual Review of Astronomy and Astrophysics	9,000	37.846	0.02021
11	JAMA-JOURNAL OF THE AMERICAN MEDICAL ASSOCIATION	129,909	37.684	0.27518
12	CHEMICAL REVIEWS	148,154	37.369	0.24548
13	NATURE REVIEWS GENETICS	30,286	35.898	0.10725
14	Annual Review of Immunology	17,023	35.543	0.02021
15	Nature Nanotechnology	40,881	35.267	0.10725

选择成功，目标刊物加入列表

期刊名输入完毕，点击下方“Submit”按钮，等待跳转





Home

Go to Journal Profile

Master Search

Compare Journals

View Title Changes

Select Journals

Select Categories

Select JCR Year

2015

Select Edition

SCIE SSCI

Open Access

Open Access

Category Schema

Web of Science

JIF Quartile

Select Publisher

Select Country/Territory

Impact Factor Range

to

Average JIF Percentile Range

to

Clear Submit

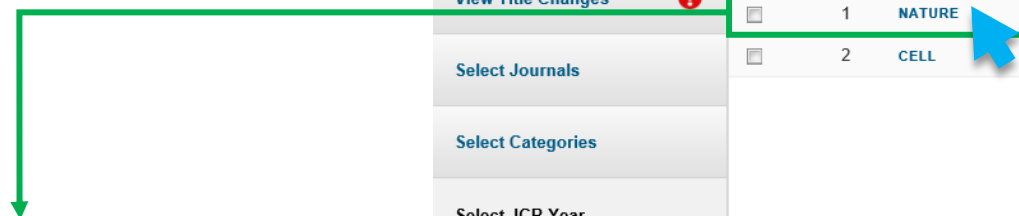
Journals By Rank Categories By Rank

Journal Titles Ranked by Impact Factor Show Visualization +

Compare Selected Journals Add Journals to New or Existing List Customize Indicators

Select All	Full Journal Title	Total Cites	Journal Impact Factor	Eigenfactor Score
<input type="checkbox"/>	1 NATURE	627,846	38.138	1.44762
<input type="checkbox"/>	2 CELL	202,467	28.710	0.55725

点击选择刊物，进入详情页面





Web of Science™ InCites™ Journal Citation Reports® Essential Science Indicators™ EndNote™ Sign In Help English

InCites™ Journal Citation Reports®

THOMSON REUTERS

Home

NATURE

ISSN: 0028-0836
NATURE PUBLISHING GROUP
MACMILLAN BUILDING, 4 CRINAN ST, LONDON N1 9XW, ENGLAND
ENGLAND

Go to Journal Table of Contents Go to Ulrich's

Titles
ISO: Nature
JCR Abbrev: NATURE

Categories
MULTIDISCIPLINARY SCIENCES-SCIE

Languages
51 Issues/Year,

期刊详细信息

Key Indicators

Year	Total Cites	Journal Impact Factor	Impact Factor Without Journal Self Cites	5 Year Impact Factor	Immediacy Index	Citable Items	Cited Half-Life	Citing Half-Life	Eigenfactor Score	Article Influence Score	% Articles in Citable Items	Normalized Eigenfactor	Average JIF Percentile
2015	627,846	38.138	37.546	41.458	9.518	897	>10.0	5.8	1.44762	22.261	94.87	164.5...	99.206
2014	617,363	41.456	40.821	41.296	9.585	862	>10.0	5.6	1.49869	21.960	96.06	167.8...	99.123
2013	590,324	42.351	41.650	40.783	8.457	857	9.8	5.4	1.60305	22.184	96.73	176.6...	99.091
2012	554,745	38.597	37.956	38.159	9.243	869	9.6	5.2	1.56539	20.801	96.09	Not A...	99.107
2011	526,505	36.280	35.707	36.235	9.690	841	9.4	5.1	1.65524	20.373	95.60	Not A...	99.107
2010	511,248	36.104	35.527	35.248	8.792	862	9.1	5.2	1.73520	19.306	95.71	Not A...	99.153
2009	483,039	34.480	33.855	32.906	8.209	866	8.9	5.1	1.74605	18.062	92.38	Not A...	99.000
2008	443,967	31.434	30.864	31.210	8.194	899	8.5	4.9	1.76345	17.279	94.66	Not A...	98.810
2007	417,228	28.751	28.263	30.616	7.385	841	8.0	4.8	1.83870	16.996	93.70	Not A...	99.000
2006	390,690	26.681	26.060	Not A...	6.789	962	7.8	4.6	Not A...	Not A...	94.07	Not A...	97.000
2005	372,784	29.273	28.645	Not A...	5.825	1,065	7.5	4.7	Not A...	Not A...	94.74	Not A...	96.875
2004	363,374	32.182	31.535	Not A...	6.089	878	7.2	4.6	Not A...	Not A...	97.61	Not A...	98.889
2003	343,528	30.979	30.345	Not A...	6.679	859	7.0	4.5	Not A...	Not A...	94.76	Not A...	98.913
2002	326,546	30.432	29.790	Not A...	7.504	889	6.9	4.3	Not A...	Not A...	92.58	Not A...	98.958
2001	315,640	27.955	27.299	Not A...	7.734	939	6.9	4.5	Not A...	Not A...	93.18	Not A...	98.889
2000	306,184	25.814	25.154	Not A...	4.389	1,315	6.8	4.2	Not A...	Not A...	96.12	Not A...	98.980

各年度影响因子及其他指标

Source Data

Rank


Journal Source Data

	Articles	Reviews	Combined	Other
Number in JCR Year 2015 (A)	851	46	897	1,822
Number of References (B)	36,108	4,236	40,344	6,311
Ratio (B/A)	42.4	92.1	45.0	3.5

点击“Rank”，查看分区及排名



Home



- Source Data
- Rank
- Cited Journal Data
- Citing Journal Data
- Box Plot
- Journal Relationships

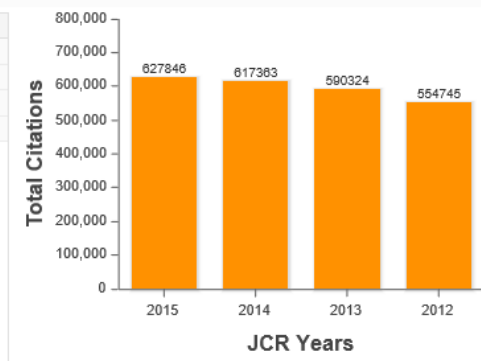
查看期刊分区及排名情况

JCR Impact Factor

JCR Year	MULTIDISCIPLINARY SCIENCES		
	Rank	Quartile	JIF Percentile
2015	1/63	Q1	99.206
2014	1/57	Q1	99.123
2013	1/55	Q1	99.091
2012	1/56	Q1	99.107
2011	1/56	Q1	99.107
2010	1/59	Q1	99.153
2009	1/50	Q1	99.000
2008	1/42	Q1	98.810
2007	1/50	Q1	99.000
2006	2/50	Q1	97.000
2005	2/48	Q1	96.875
2004	1/45	Q1	98.889
2003	1/46	Q1	98.913
2002	1/48	Q1	98.958
2001	1/45	Q1	98.889
2000	1/49	Q1	98.980

ESI Total Citations

JCR Year	MULTIDISCIPLINARY
2015	1/49-Q1
2014	1/42-Q1
2013	1/35-Q1
2012	1/39-Q1



View All Years